

SHARES OF
INVESTMENT CORPORATION

NAME OF THE COMPANY : DISCHU CHINDU LIMITED
 SERIAL CODE : 824743
 QUARTER ENDED : NAME OF THE GROUP :
 SHAREHOLDING PATTERN AS ON : 31-Dec-2012

Partly paid-up shares:-	No. of partly paid-up shares	As a % of total shares	As a % of total number of shares convertible

Held by promoter/promoter group			
Held by public			
Total - B			

Outstanding convertible securities:-	No. of outstanding securities	As a % of total no. of outstanding convertible securities	As a % of total no. of shares of the company assuming full conversion of the convertible securities
Held by promoter/promoter group			
Held by public			
Total - E			

Warrants:-	No. of warrants	As a % of total no. of warrants	As a % of total no. of shares of the company assuming full conversion of warrants
Held by promoter/promoter group			
Held by public			
Total - F			


Total paid-up capital of the company, assuming full conversion of warrants and convertible securities	7540000		
---	---------	--	--



STATEMENT SHOWING SHAREHOLDING PATTERN
TABLE (I)(a)

CATEGORY CODE	CATEGORY OF SHARE HOLDER	NO. OF HOLDERS	TOTAL NO. OF SHARES	SHARES IN DEMAT	TOTAL SHAREHOLDING AS A PERCENTAGE OF TOTAL NUMBER OF SHARES		Number of shares (VIII)	AS a percentage (VII)/(IV)*100
					AS A % OF (A+B) (VI)	AS A % OF (A+B+C) (VII)		
(I)	(II)	(III)	(IV)	(V)	(VI)	(VII)	(VIII)	(IX)
A. SHAREHOLDING OF PROMOTER AND PROMOTER GROUP								
1. INDIAN								
a.	INDIVIDUALS/HINDU UNDIVIDED FAMILY	6	506952	0	14.7369	14.7369	0	0.0000
b.	CENTRAL GOVERNMENT/ STATE GOVERNMENT(S)	0	0	0	0.0000	0.0000	0	0.0000
c.	BODIES CORPORATE	0	0	0	0.0000	0.0000	0	0.0000
d.	FINANCIAL INSTITUTIONS/ BANKS	0	0	0	0.0000	0.0000	0	0.0000
e.	ANY OTHER							
SUB - TOTAL (A)(1)		6	506952	0	14.7369	14.7369	0	0.0000
2. FOREIGN								
a.	INDIVIDUALS (NON- RESIDENT INDIVIDUALS/ FOREIGN INDIVIDUALS)	0	0	0	0.0000	0.0000	0	0.0000
b.	BODIES CORPORATE	0	0	0	0.0000	0.0000	0	0.0000
c.	INSTITUTIONS	0	0	0	0.0000	0.0000	0	0.0000
d.	QUALIFIED FOREIGN INVESTOR	0	0	0	0.0000	0.0000	0	0.0000
e.	ANY OTHER							
SUB - TOTAL (A)(2)		0	0	0	0.0000	0.0000	0	0.0000
TOTAL SHARE HOLDING OF PROMOTER AND PROMOTER GROUP (A) = (A)(1)+(A)(2)		6	506952	0	14.7369	14.7369	0	0.0000


[Handwritten Signature]



STATEMENT SHOWING SHAREHOLDING PATTERN
TABLE (I)(a)

CATEGORY OF SHARE HOLDER CODE	NO. OF HOLDERS	TOTAL NO. OF SHARES	SHARES IN DEMAT	TOTAL SHAREHOLDING AS PERCENTAGE OF TOTAL NUMBER OF SHARES		SHARES PLEDGED OR OTHERWISE ENCUMBERED		
				AS A % OF (A+B) (VI)	AS A % OF (A+B+C) (VII)			
(I)	(II)	(III)	(IV)	(V)	(VI)	(VII)	(VIII)	(IX) = (VIII)/(V)*100
B. PUBLIC SHAREHOLDING								
1. INSTITUTIONS								
a. MUTUAL FUNDS/UTI	1	3300	0	0.0959	0.0959	NA	NA	NA
b. FINANCIAL INSTITUTIONS/BANKS	0	0	0	0.0000	0.0000	NA	NA	NA
c. CENTRAL GOVERNMENT/STATE GOVERNMENT(S)	0	0	0	0.0000	0.0000	NA	NA	NA
d. VENTURE CAPITAL FUNDS	0	0	0	0.0000	0.0000	NA	NA	NA
e. INSURANCE COMPANIES	0	0	0	0.0000	0.0000	NA	NA	NA
f. FOREIGN INSTITUTIONAL INVESTORS	0	0	0	0.0000	0.0000	NA	NA	NA
g. FOREIGN VENTURE CAPITAL INVESTORS	0	0	0	0.0000	0.0000	NA	NA	NA
h. QUALIFIED FOREIGN INVESTOR	0	0	0	0.0000	0.0000	NA	NA	NA
i. ANY OTHER								
SUB - TOTAL (B)(1)		1	3300	0	0.0959	0.0959	NA	NA
2. NON-INSTITUTIONS								
a. BODIES CORPORATE	62	155000	120500	4.5058	4.5058	NA	NA	NA
b. INDIVIDUALS - I INDIVIDUAL SHAREHOLDERS HOLDING NOMINAL SHARE CAPITAL UPTO RS. 1 LAKH II INDIVIDUAL SHAREHOLDERS HOLDING NOMINAL SHARE CAPITAL IN EXCESS OF RS. 1 LAKH	9157	2063848	197700	59.9955	59.9955	NA	NA	NA
c. QUALIFIED FOREIGN INVESTOR	0	0	0	0.0000	0.0000	NA	NA	NA
d. ANY OTHER								
CLEARING MEMBERS								
HINDU UNDIVIDED FAMILIES								
	1	1100	1100	0.0319	0.0319	NA	NA	NA
	5	5200	5100	0.1511	0.1511	NA	NA	NA
	6	6300	6200	0.1831	0.1831	NA	NA	NA
SUB - TOTAL (B)(2)		9236	2929748	324400	85.1670	85.1670	NA	NA


(I) CATEGORY OF SHARE HOLDER CODE	(II) SHARE HOLDER	(III) NO. OF HOLDERS	(IV) TOTAL NO. OF SHARES	(V) SHARES IN DEMAT	AS A % OF (A+B) (VI)	AS A % OF (A+B+C) (VII)	Number of shares (VIII)	As a percentage (IX) = (VIII)/(IV)*100
C. SHARES HELD BY CUSTODIANS AND AGAINST WHICH DEPOSITORY RECEIPTS HAVE BEEN ISSUED								
	Promoter and Promoter Group	0	0	0	0.0000	0.0000	NA	NA
	Public	0	0	0	0.0000	0.0000	NA	NA
	TOTAL CUSTODIAN (C)	0	0	0	0.0000	0.0000	NA	NA
	GRAND TOTAL (A)+(B)+(C)	9243	3440000	324400	100.0000	100.0000	0	0.0000




CHEK CHEMICAL LIMITED

(b) Statement showing holding of securities (including shares, warrants, convertible securities) of persons belonging to the category "Promoter and Promoter Group" as at 31-Dec-2012

No	Name of the shareholder	Details of Shares held			Encumbered shares (*)			Details of warrants			Details of convertible securities			Total shares (including underlying shares assuming full conversion of warrants and convertible securities) as a % of diluted share capital (XII)
		No. of Shares held	As a % of grand total (A)+(B)+(C)	No. of Shares held	As a percentage (III)*100	As a % of grand total (A)+(B)+(C) of sub-clause (1)(a)	Number of warrants held	As a % of total number of warrants of the same class	Number of convertible securities held	As a % of total number of convertible securities of the same class	Number of convertible securities held	As a % of total number of convertible securities of the same class		
		(I)	(II)	(IV)	(V)	(VI) = (V) / (III)*100	(VII)	(VIII)	(IX)	(X)	(XI)	(XII)		
	VASUDEVAN K	263676	7.6650	0	0.0000	0.0000	0	0.0000	0	0.0000	0	0.0000	7.6650	
	SANKARANARAYANAN G M	23518	0.6836	0	0.0000	0.0000	0	0.0000	0	0.0000	0	0.0000	0.6836	
	SANKARANARAYANAN G M	194000	5.6395	0	0.0000	0.0000	0	0.0000	0	0.0000	0	0.0000	5.6395	
	SANKARANARAYANAN G M	20158	0.5859	0	0.0000	0.0000	0	0.0000	0	0.0000	0	0.0000	0.5859	
	SANKARANARAYANAN G M	200	0.0058	0	0.0000	0.0000	0	0.0000	0	0.0000	0	0.0000	0.0058	
	G.M. SANKARANARAYANAN	5400	0.1569	0	0.0000	0.0000	0	0.0000	0	0.0000	0	0.0000	0.1569	
	TOTAL	506952	14.7369	0	0.0000	0.0000	0	0.0000	0	0.0000	0	0.0000	14.7369	





CHER CHEMIC LIMITED

(b) Statement showing holding of securities (including shares, warrants, convertible securities) of persons belonging to the category "Promoter and Promoter Group" as on 31-Dec-2012

No.	Name of the shareholder	Details of Shares held				Encumbered shares (*)			Details of warrants			Details of convertible securities			Total shares including underlying shares assuming full conversion of warrants and convertible securities) as a % of diluted share capital (XII)
		No. of Shares held	As a % of grand total (A)+(B)+(C)	No. of Shares held	As a % of grand total (A)+(B)+(C)	As a % of grand total (A)+(B)+(C) of sub-clause (I)(a)	Number of warrants held	As a % of total number of warrants of the same class	Number of convertible securities held	As a % of total number of convertible securities of the same class	Number of convertible securities held	As a % of total number of convertible securities of the same class			
(I)	(II)	(III)	(IV)	(V)	(VI) = (V) / (III)*100	(VII)	(VIII)	(IX)	(X)	(XI)	(XII)				
VASUDEVAN K															
	SANKARANARAYANAN G M	263674	7.6650	0	0.0000	0.0000	0	0.0000	0	0.0000	0	0.0000	7.6650		
	SANKARANARAYANAN G M	23518	0.6836	0	0.0000	0.0000	0	0.0000	0	0.0000	0	0.0000	0.6836		
	SANKARANARAYANAN G M	194000	5.6395	0	0.0000	0.0000	0	0.0000	0	0.0000	0	0.0000	5.6395		
	SANKARANARAYANAN G M	20153	0.5859	0	0.0000	0.0000	0	0.0000	0	0.0000	0	0.0000	0.5859		
	SANKARANARAYANAN G M	200	0.0058	0	0.0000	0.0000	0	0.0000	0	0.0000	0	0.0000	0.0058		
	G.M. SANKARANARAYANAN	5400	0.1569	0	0.0000	0.0000	0	0.0000	0	0.0000	0	0.0000	0.1569		
	TOTAL	506952	14.7369	0	0.0000	0.0000	0	0.0000	0	0.0000	0	0.0000	14.7369		

ing holding of securities (including shares, warrants, convertible securities) of persons (together with to the category "Public" and holding more than 5% of the total number of shares of the company - 31-Dec-2012

Shareholder(s) and in Concert (PAC) then	No. of Shares held	Shares as a percentage of total number of shares i.e., Grand Total (A)+(B)+(C) indicated in Statement at para(I)(a) above)	Details of warrants		Details of convertible securities		Total shares (including underlying shares assuming full conversion of warrants and convertible securities) as a % of diluted share capital
			Number of warrants held	As a % total number of warrants of the same class	Number of convertible securities held	% W.F.T total number of convertible securities of the same class	
	441200	12.8255	0	0.0000	0	0.0000	12.8255
	441200	12.8255	0	0.0000	0	0.0000	12.8255

FISCHER CHEMIE LIMITED

(1)(d) STATEMENT SHOWING DETAILS OF LOCKED-IN SHARES -31-Dec-2012

SL.NO	NAME OF THE SHARE HOLDER	NUMBER OF LOCKED-IN SHARES AS A % OF TOTAL NUMBER OF SHARES	Promoter / Promoter Group / Public
		(A)+(B)+(C) INDICATED IN STATEMENT AT PARA (I)(a) ABOVE	
1	IVASUDEVAN K	69676	Promoters/Promoter Group
2	SANKARANARAYANAN S M	23518	Promoters/Promoter Group
3	SANKARANARAYANAN S M	20152	Promoters/Promoter Group
4	SANKARANARAYANAN S M	200	Promoters/Promoter Group
5	G.M. SANKARANARAYANAN	5400	Promoters/Promoter Group
	TOTAL	118952	3.4579

